

TraceTek TT5000 sensing cable detects the presence of liquid hydrocarbon fuels at any point along its length, yet does not react to the presence of water. Installed with a TraceTek alarm and locating module, the cable senses the liquid, triggers an alarm, and pinpoints the location of the leak.

#### Distributed sensing

TT5000 sensing cable provides distributed leak detection and location for a wide range of applications. The cable is available in a variety of lengths to provide as much coverage as needed.

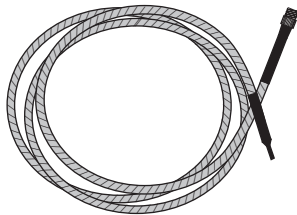
#### Design flexibility

TT5000 sensing cable is available in bulk reels, with connector kits or with factory-installed connectors that plug together.

#### Advanced technology

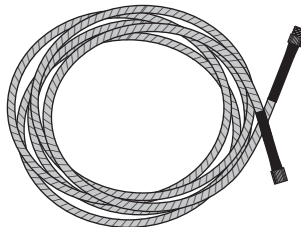
Raychem's radiation-crosslinking and conductive-polymer technologies are used to make TT5000 sensing cable mechanically strong and chemically resistant. The core of the cable is constructed of two sensing wires, an alarm signal wire, and a continuity wire. The core is encased in a conductive-polymer jacket and surrounded with a fluoropolymer braid. This rugged construction allows the cable to perform reliably in the most demanding environments.

### Ordering information



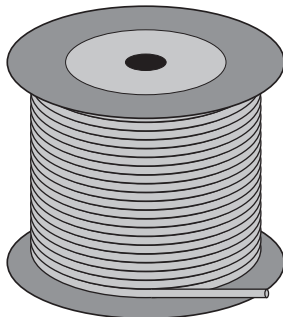
#### TT5000 zone sensing cable with factory-installed connector and end termination

Catalog number	Description
TT5000-Zone-MC	5-ft (1.5 m) sensing cable with heat-shrink end termination.



#### TT5000 modular sensing cables with factory-installed connectors

Catalog number	Description
TT5000-0.3M/1FT-MC	1-ft (0.3 m) sensing cable
TT5000-1.5M/5FT-MC	5-ft (1.5 m) sensing cable
TT5000-3M/10FT-MC	10-ft (3 m) sensing cable
TT5000-4.5M/15FT-MC	15-ft (4.5 m) sensing cable
TT5000-7.5M/25FT-MC	25-ft (7.5 m) sensing cable
TT5000-15M/50FT-MC	50-ft (15 m) sensing cable
TT5000-30M/100FT-MC	100-ft (30 m) sensing cable




#### TT5000 bulk sensing cable (connector kits required)

Catalog number	Description
TT5000-SC	Bulk sensing cable on reel Minimum length: 100 ft (30 m) Maximum length: 800 ft (240 m)

#### Connector kits (not shown):

TT5000-CK-MC-M/F	Components for five mated pairs of connectors (includes test tools)
TT5000-CK-MC-M	One pin-type connector
TT5000-CK-MC-F	One socket-type connector

# TT5000 Fuel-Sensing Cable



## Product characteristics

Cable diameter	0.28 in. (7 mm) nominal
Cable diameter with connector	0.52 in. (13 mm) nominal
Cable weight (50-ft length)	2.4 lb
Operating temperature range	-20°C to 60°C (-4°F to 140°F)
Pull force limit	Not to exceed 50 lb
Bend radius	2 in. (50 mm) minimum
Pressure	Loads greater than 20 lb (9 kg) per linear inch at 20°C (68°F) may immediately trigger an alarm.
Nonresettable	Must be replaced after exposure to hydrocarbon liquids.

## Chemical resistance

Cable functions normally after exposure in accordance with ASTM D 543 at 23°C (73°F) for seven days:	Sulfuric acid (10%) Hydrochloric acid (10%) Nitric acid (10%) Sodium hydroxide (10%)
--	---

## Water resistance

CableSensing cable	Less than 10-μA leakage when immersed in salt water for 90 days.
Connector system	Less than 10-μA leakage when immersed in water at 10 psig for 24 hours

## Response time

Representative materials detected:	Typical response time at 20°C (68°F):
Gasoline	12 minutes
#1 diesel fuel	60 minutes
#2 diesel fuel	120 minutes
JP5 jet fuel	70 minutes
JP8 jet fuel	50 minutes
Jet-A jet fuel	50 minutes
Xylene	20 minutes

### Notes:

- Response Time Test Method: "Test Procedures for Third Party Evaluation of Leak Detection Methods; Cable Sensor Liquid Contact Leak Detection Systems."
- Response times are affected by operating temperature. Consult factory for specific response times at other temperatures and in other liquids.

## Approvals



Sensing cable may be used in Class I, Division 2, Groups A, B, C, D Hazardous Locations. If wiring from module meets requirements for intrinsic safety, sensing cable may be used in Class I, Division 1, Groups A, B, C, D Hazardous Locations (Zone 0 or Zone 1 in Europe).



The TraceTek products group is a part of Raychem HTS, Tyco International. Raychem HTS is ISO 9001 certified.

**Important:** All information, including illustrations, is believed to be reliable. Users, however, should independently evaluate the suitability of each product for their particular application. Tyco Thermal Controls makes no warranties as to the accuracy or completeness of the information, and disclaims any liability regarding its use. Tyco Thermal Controls' only obligations are those in the Tyco Thermal Controls Standard Terms and Conditions of Sale for this product, and in no case will Tyco Thermal Controls or its distributors be liable for any incidental, indirect, or consequential damages arising from the sale, resale, use, or misuse of the product. Specifications are subject to change without notice. In addition, Tyco Thermal Controls reserves the right to make changes—without notification to Buyer—to processing or materials that do not affect compliance with any applicable specification.



**Raytech** VertriebsgmbH  
Industriestrasse B-4  
A-2345 Brunn/Gebirge  
T. +43 2236 90300  
F: +43 2236 90300/1099  
sales@tracetek.at  
www.tracetek.at

**Raytech** Vertriebsbüro West  
Veilchenweg 13  
A-4210 Gallneukirchen  
T. +43 7235 66910  
F: +43 7235 66911  
sales@tracetek.at  
www.tracetek.at